

# FoldingAccess™



## FOLDING DOOR SYSTEM



The FoldingAccess™ door package allows for maximum clear door opening within a confined space.

SERIES 4200



### Innovative Features and Economical Performance

**FoldingAccess™** is designed for high traffic entrances providing safety, convenience and reliability. The ability to fold panels in either direction and mounting options allow it to meet a wide range of design requirements. This automatic folding door package is ideal for entrances such as hospital corridors and small vestibules that require a wide opening but cannot accept a conventional door because of space limitation.

The unique breakout feature allows the panels to swing open when pushed in the direction of egress. The **FoldingAccess™** door is also available as a manual ICU door.

The **FoldingAccess™** door panels feature Horton's premium corner block construction for years of trouble free operation.

Horton Automatics has the largest factory trained and certified distribution team in the industry to support the installation and servicing of your entrance systems.

### Standard Features:

- ▶ Folds open to provide the widest possible opening
- ▶ Built in safety – less than 15 lbs. closing force
- ▶ Emergency breakout
- ▶ Finger guard at all hinge points
- ▶ One-way and two-way traffic
- ▶ Vista™ Sensing System for activation and safety

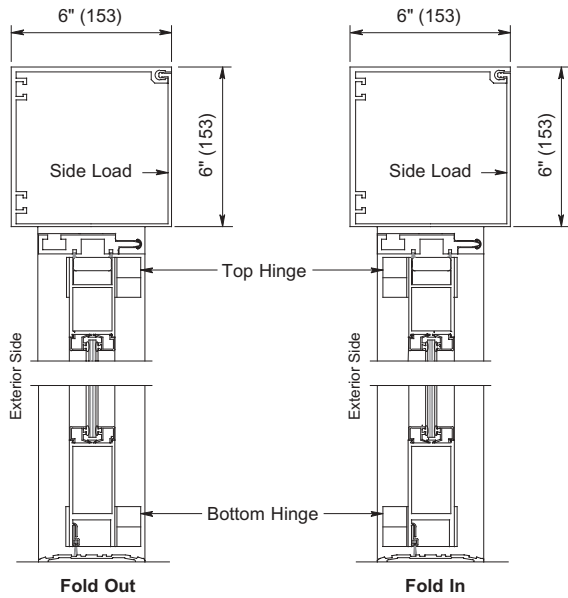
### Specifier Options:

- ▶ Finish (anodized aluminum or paint)
- ▶ Overall dimensions
- ▶ Guide rails
- ▶ Operator:
  - S7000 4"x6" (102x152) header for medium traffic
  - S4000 6"x6" (152x152) header for heavy traffic
- ▶ Magnetic Lock
- ▶ Bottom rails and muntins
- ▶ Fold direction
- ▶ Transoms

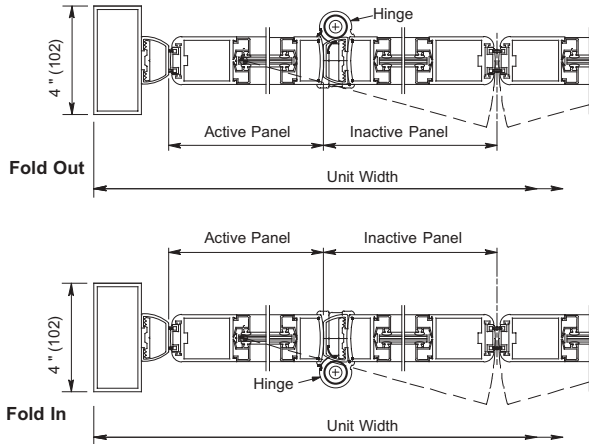


# FoldingAccess™

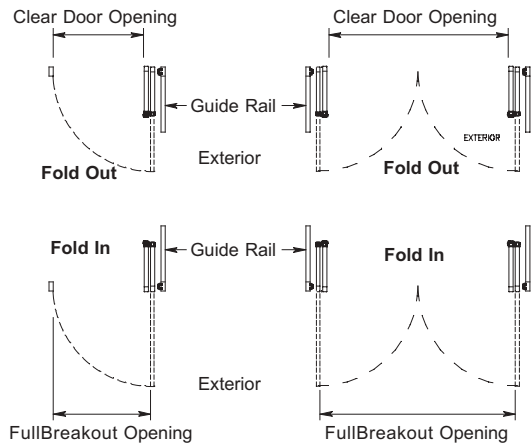
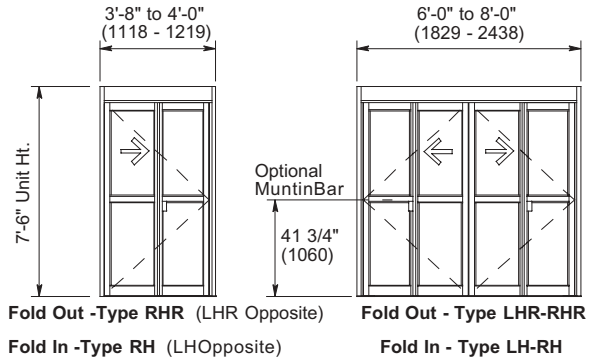
The innovative folding design allows the use of an automatic door in spaces too tight for automatic sliding or swinging doors. Designed for use in hospital corridors or small vestibules, the folding door gives you entrance automation without sacrificing space, accommodates two-way traffic and provides emergency breakout capability.



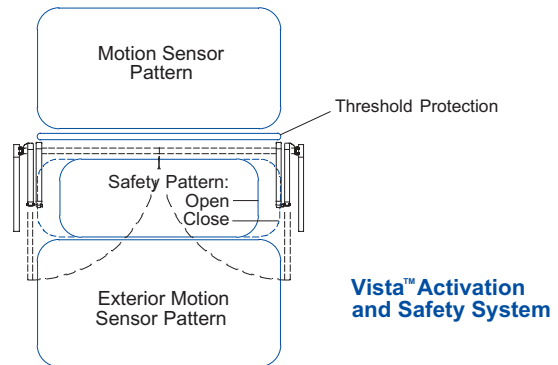
**Vertical Sections**



**Horizontal Sections**



**Floor Plans & Elevations**



**Vista™ Activation and Safety System**



4242 Baldwin Boulevard  
Corpus Christi,  
Texas, U.S.A. 78405-3399  
Tel: 800-531-3111, 361-888-5591  
Fax: 800-531-3108, 361-888-6510  
[www.hortondoors.com](http://www.hortondoors.com)

**Horton Automatics, Ltd.**  
Unit A, Hortonwood 31  
Telford, Shropshire, England TF1-7YZ  
Tel: 01952 670169, Fax: 0192 670181  
International Tel: ++44-1952-670169  
International Fax: ++44-1952-670181



**Form B507, Rev. 4/05**  
© 1992 Horton Automatics  
Printed in U.S.A.

Horton Automatics reserves the right to alter its product and specifications without notice.