


# HD-Slide™ 6-7120

## AUTOMATIC INDUSTRIAL DOOR SYSTEM

Series 2001 HD-Slide™ Operator

Type 100 Steel Doors  
Type 20 Header/Track



### HD-Slide™ 6-7120

The HD-Slide™ model 6-7120 is an industrial sliding steel door system. This rugged door includes the 2001 HD-Slide™ belt drive door operator, a heavy-duty aluminum track and steel door panels. The HD-Slide™ has a unique full/partial open feature that provides a full opening when needed and partial opening for pedestrian passage.

### Operator

The type 7000, series 2001 HD-Slide™, belt drive operator has a maximum weight capacity of 500 lbs. (227 kg) per door panel. The heavy duty electric motor is coupled with a worm gear reducer. Biparting units can have an opening speed of 5 ft. (1524 mm) per second\* and reverse on contact.

\*Safety codes and standards limit maximum speeds and are determined by overall door panel weight.

### Door Panel Construction

The type 100 steel door panel is constructed of 20 gauge face sheets with a honeycomb core. The HD-Slide™ type 100 door panels are also available with optional 18 gauge or 16 gauge steel face sheets.

### Header/Track

The operator is fully enclosed within the Horton Type 20 header/trac system. This easy-to-install, surface applied system, is constructed of a heavy weight aluminum alloy header case and replaceable track. Doors are suspended on replaceable 1¾" diameter ball bearing wheels with nylon tires for quiet operation. The header/trac system is available in either a 204R1 clear or 313R1 dark bronze anodized aluminum finish.


### Standard Features:

- Heavy weight aluminum alloy header/trac
- Quiet operation
- Microprocessor control
- Encoder based operator
- ¾" (19 mm) wide steel reinforced drive belt
- Steel door panels
- Flush cup door pulls

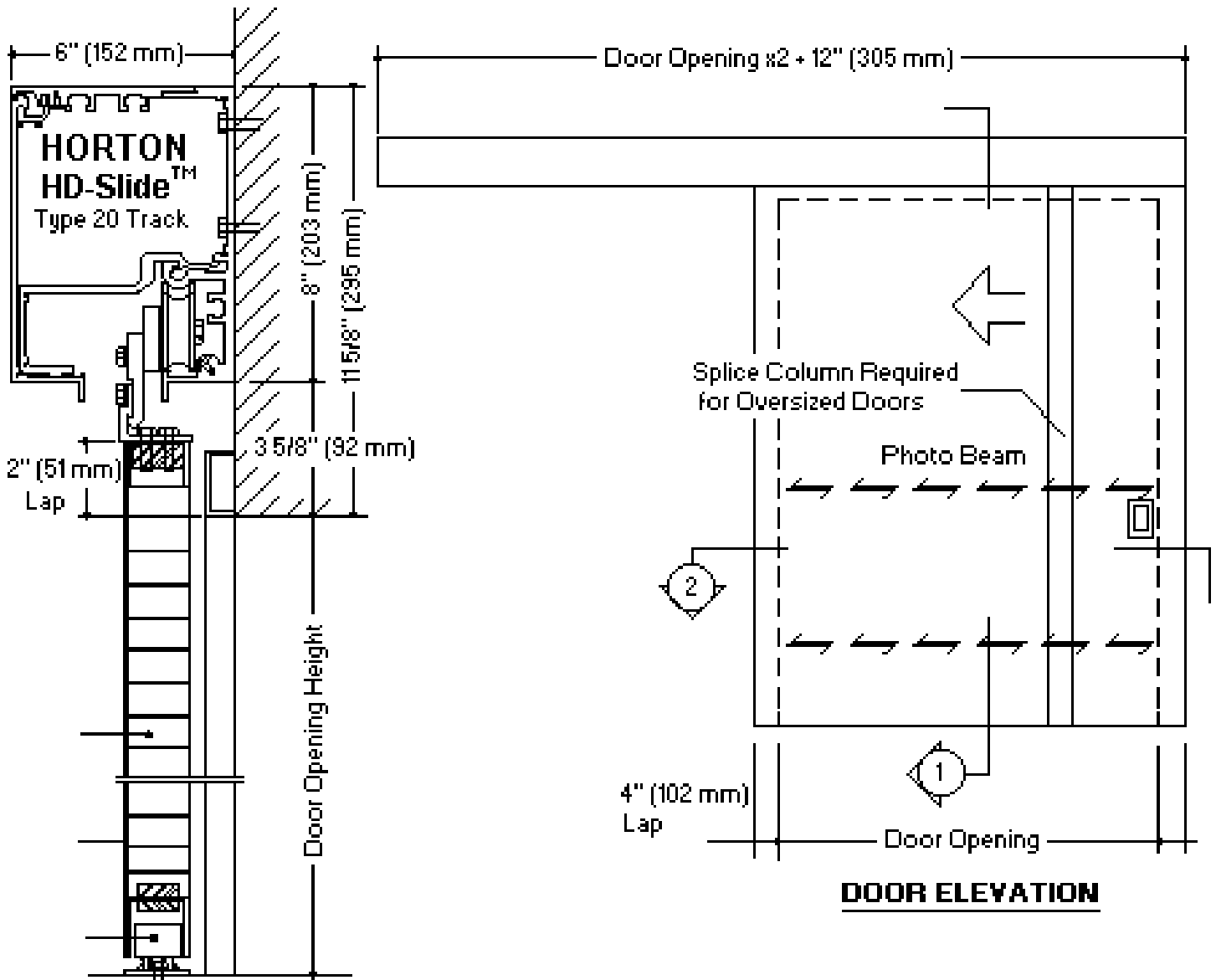
### Specifier Options:

- Vision lights in door panels
- Electric interlocking
- Electric security locking
- Overall unit dimensions
- Wide choice of actuation switches

Industrial Sliding Door Coding		6 - 0 0 0 0			
<b>Operator</b>					
1 Pneumatic	4 Pneumatic Cable Cylinder				
2 Electric Linear-Drive	7 Electric Belt-Drive				
3 Electric Flex-Drive	9 Manual				
<b>Door Panel</b>					
1 Steel	6 Cooler/Freezer Door				
2 Stainless Steel	7 Sectional Insulated Alum.				
4 Fiberglass Reinforced Polyester (FRP)	8 Fire Rated Steel				
5 Aluminum Stile and Rail Construction	9 Door by Others				
<b>Header/Track System</b>					
1 Aluminum	5 Steel Box Track *	* Limited availability. Call for details.			
2 Heavy Wt. Aluminum	6 Steel Refrigeration Track				
4 Steel Mono-rail	7 Steel Case with Mono-rail Track *				
	9 Header/Track System by Other				
<b>Door Types/Functions - Reserved by the Manufacturer</b>					
0 - OX	1 - XO	2 - PX	3 - XP	4 - OXXO	5 - PXXP

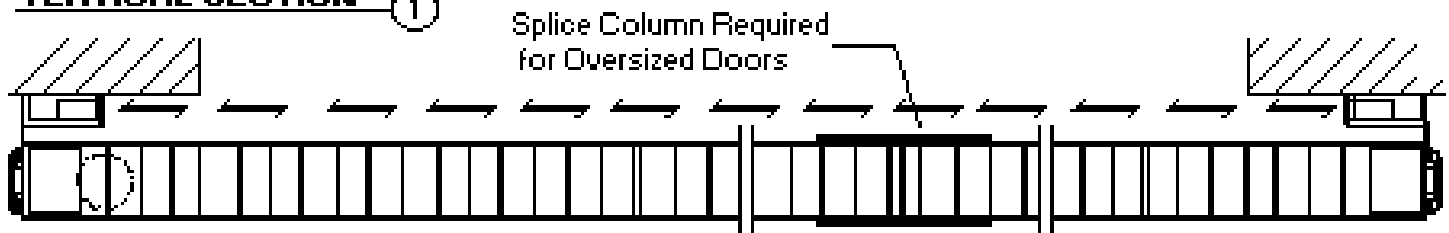


Series 2001 HD-Slide™ Operator



**DOOR ELEVATION**

**VERTICAL SECTION** ①



**HORIZONTAL SECTION** ②

**Distributed in New Jersey by:**

Eastern Door Service, Inc.  
 Florence Industrial Center  
 70 Cathy Lane, Unit 1  
 Burlington, NJ 08016-9720



Horton Automatics  
 4242 Baldwin Blvd.  
 Corpus Christi, TX 78405-3399

Horton Automatics, Ltd.  
 Unit A Hortonwood 31  
 Telford, Shropshire  
 England TF1-4GS

609.499.8200 voice  
[www.EDSdoors.com](http://www.EDSdoors.com)

609.499.8245 fax  
[Sales@EDSdoors.com](mailto:Sales@EDSdoors.com)

512.888.5591 voice  
 800.531.3111 toll free  
 512.888.6510 fax

++44 01952 670169 voice  
 ++44 01952 670181 fax

[www.HortonDoors.com](http://www.HortonDoors.com)

The Genuine. The Original.



A Division of Overhead Door Corporation  
 Wholly owned by Sanwa Shutter Corporation