

DORMA Automatics, Inc
 924 Sherwood Drive 60044
 Lake Bluff, Illinois
 Toll Free: (877)-367-6211
 Fax: (877)-423-7999

THE STANDARD PACKAGE CONSISTS OF:

THE AUTOMATIC SWING DOOR OPERATOR & HOUSING, ARM, CONTROLLER, MOUNTING HARDWARE, CONCEALED CONTROL PANEL (OFF, AUTO, HOLD-OPEN)

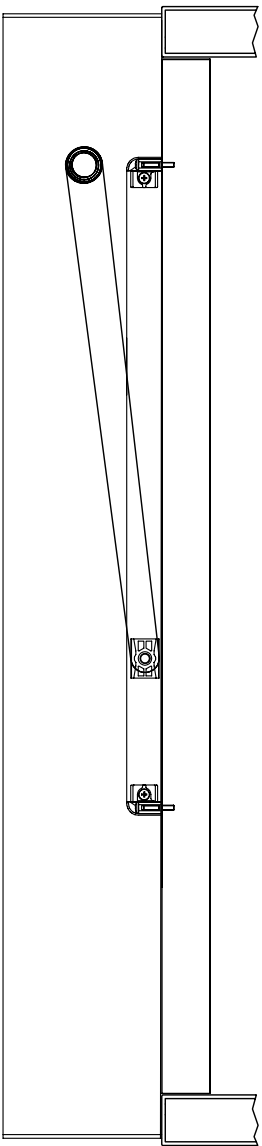
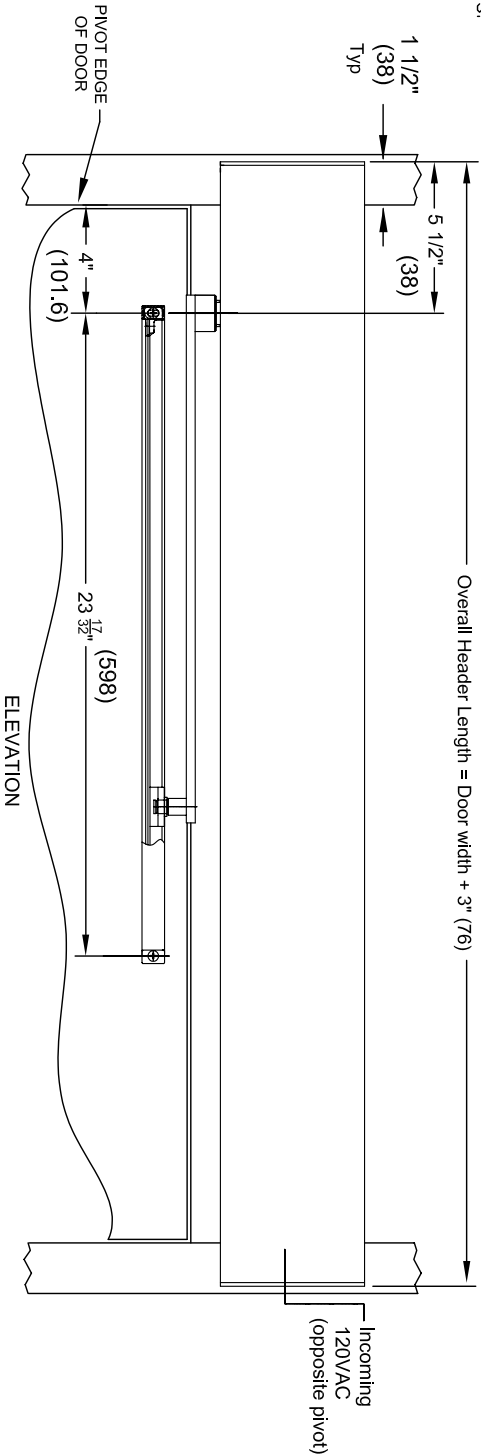
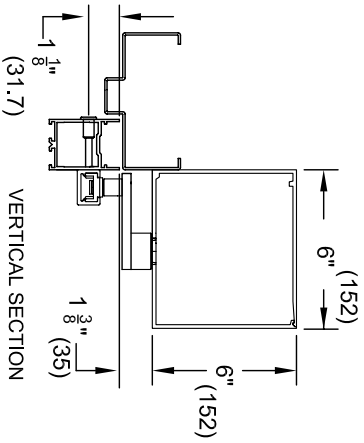
STANDARD FINISHES: CLEAR BHMA 204
 DARK BRONZE BHMA 313

SPECIAL FINISHES ARE AVAILABLE

DRAWING DIMENSIONS ARE IN ENGLISH AND METRIC UNITS. METRICS ARE SHOWN IN MILLIMETERS, AS FOLLOWS: 1" (25.4)

FOR MAXIMUM CURRENT DRAW, SEE PRODUCT SPECIFICATION OR INSTALLATION INSTRUCTIONS.

REFER TO APPLICABLE LOCAL, STATE OR NATIONAL BUILDING CODE FOR MINIMUM DOOR HEIGHTS AND WIDTHS FOR ALLOWABLE EGRESS REQUIREMENTS. SEE REFERENCE TABLE.



STANDARD OPERATOR SIZES

DOOR WIDTH	OVERALL OPERATOR WIDTH
36" (914)	39" (990)
42" (1066)	45" (1143)
48" (1219)	51" (1295)

Note: Dimensions in () are mm

R.H. SHOWN, L.H. OPPOSITE

